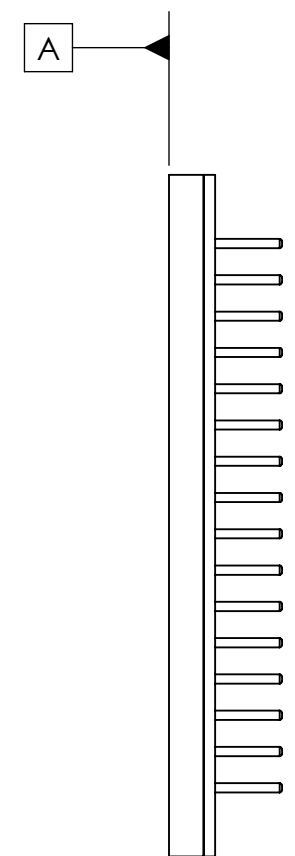
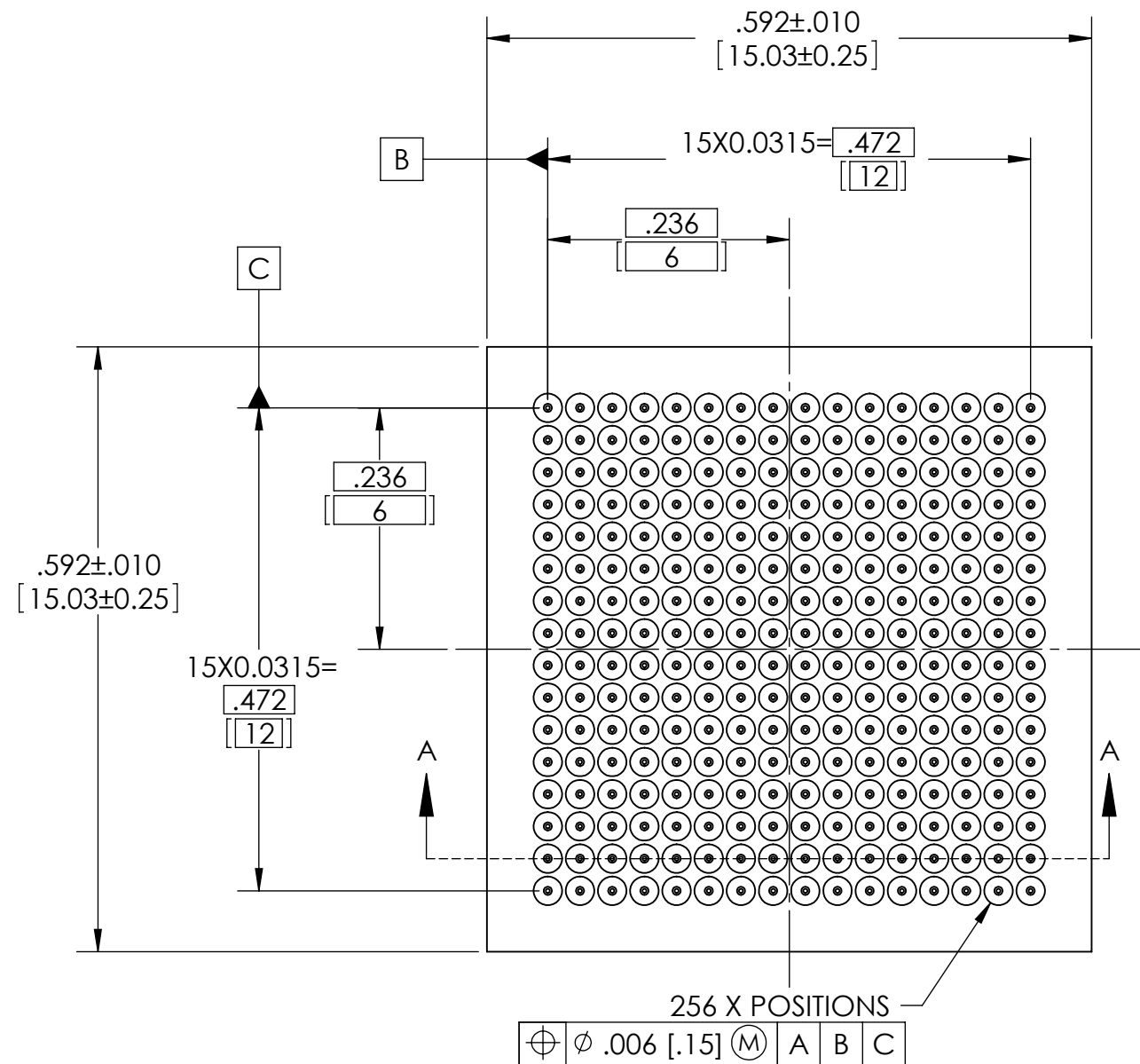


These drawings and specifications are the property of Interconnect Systems Inc., and shall not be reproduced, or copied, or used without prior written permission.

REVISION HISTORY				
REV	DESCRIPTION	DCO	DATE	APRV'D
1	SALES RELEASE	--		

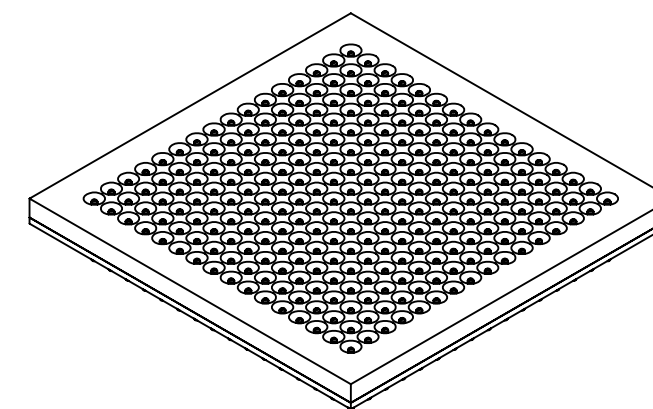
D
C
B
A

D
C
B
A



NOTES:

- INSULATOR MATERIAL: FR4, BLACK.
- PIN MATERIAL: PHOSPHOR BRONZE. PIN PLATING: 10μ " GOLD OVER 50μ " NICKEL.
- REFER TO ISI HiLo APPLICATION GUIDELINES FOR LAND PATTERN, STENCIL DESIGN, AND KEEP OUT ZONE RECOMMENDATIONS.

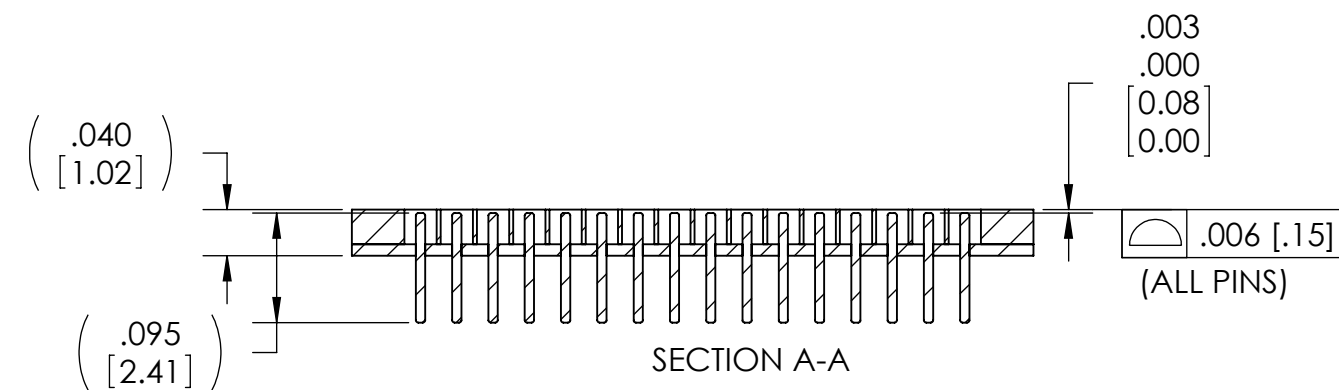


APPROVAL OF THIS DRAWING AUTHORIZES INTERCONNECT SYSTEMS INC. TO PRODUCE PARTS AS OUTLINED HEREIN.

PRINTED NAME: _____

APPROVAL: _____

DATE: _____



THIRD ANGLE PROJECTION 	CONTRACT NO.		INTERCONNECT SYSTEMS INC. 759 FLYNN ROAD, CAMARILLO, CA 93012
	UNLESS OTHERWISE SPECIFIED: DIMENSIONS ARE: IN INCHES [MILLIMETERS]	DRAWN BY P.GUNDALA	
TOLERANCES ARE: DECIMALS:	DESIGNER P.GUNDALA	DATE 07/01/09	TITLE HiLo PIN FIELD ASSEMBLY, FR4 16X16 ARRAY, 256 PINS .0315" [.8 MM] PITCH
ANGLES: $\pm 10^\circ$	CHECKER	DATE	SIZE B
FRACTIONS: $\pm 1/64$	QA	DATE	SCALE 6:1
.XX $\pm .010$.XXX $\pm .005$.XXXX $\pm .0005$ [.X] $\pm .025$ [.XX] $\pm .013$ [.XXX] $\pm .0013$	PROCESS ENG.	DATE	DRAWING NO. HLP-160256-C-10
			REV -+
			FINISHED ASSY:
			SHEET 1 OF 1