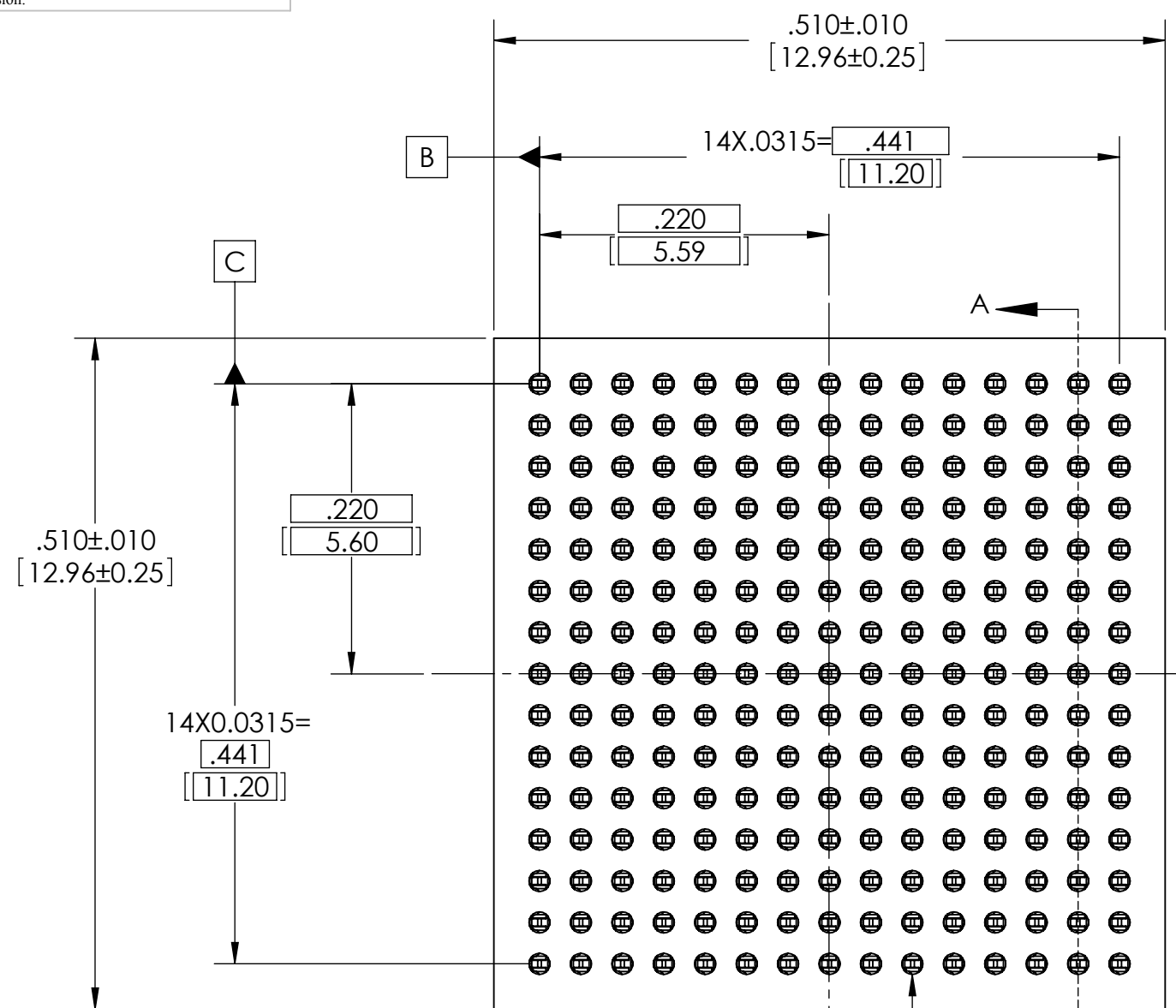


These drawings and specifications are the property of Interconnect Systems Inc., and shall not be reproduced, or copied, or used without prior written permission.

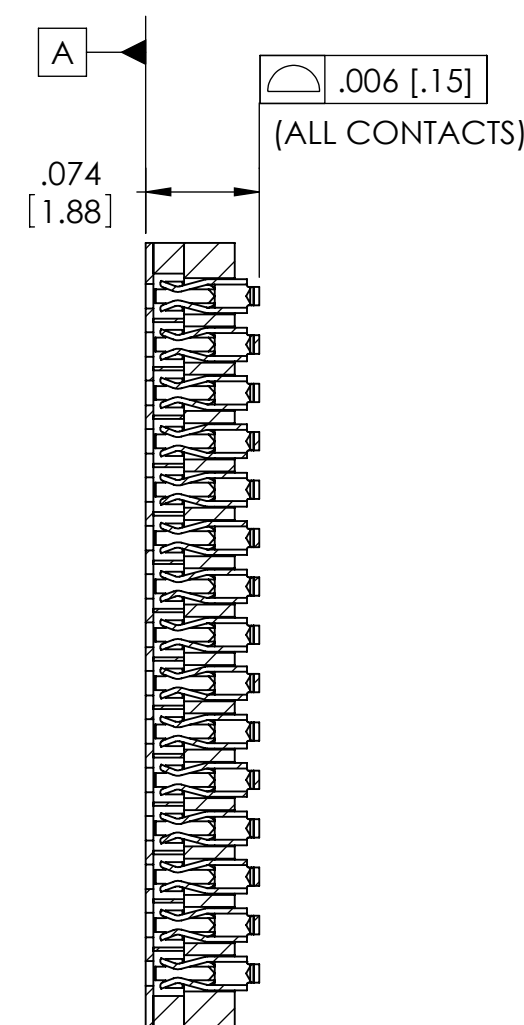
REVISION HISTORY				
REV	DESCRIPTION	DCO	DATE	APRV'D
1	SALES RELEASE	--		

D
C
B
A

D
C
B
A



225XPOSITIONS
 $\varnothing .006$ [.15] A B C



NOTES:

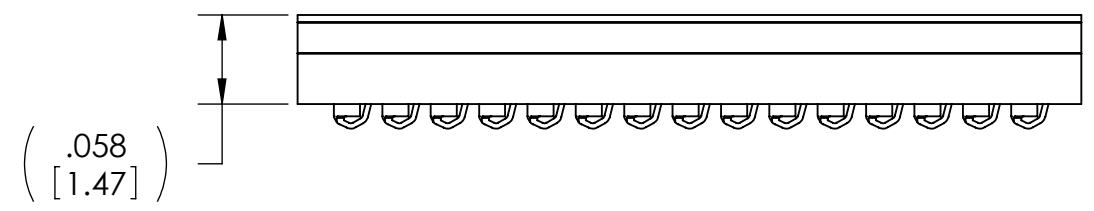
- INSULATOR MATERIAL: FR4, BLACK.
- CONTACT MATERIAL: BERYLLIUM COPPER. CONTACT PLATING: 10μ" GOLD OVER 50μ" NICKEL.
- REFER TO ISI HiLo APPLICATION GUIDELINES FOR LAND PATTERN, STENCIL DESIGN, AND KEEP OUT ZONE RECOMMENDATIONS.

APPROVAL OF THIS DRAWING AUTHORIZES INTERCONNECT SYSTEMS INC. TO PRODUCE PARTS AS OUTLINED HEREIN.

PRINTED NAME: _____

APPROVAL: _____

DATE: _____



THIRD ANGLE PROJECTION 	CONTRACT NO.	INTERCONNECT SYSTEMS INC. 759 FLYNN ROAD, CAMARILLO, CA 93012	TITLE HiLo SOCKET ASSEMBLY, FR4 15X15 ARRAY, 225 CONTACTS .0315" [.8MM]	
	UNLESS OTHERWISE SPECIFIED: DIMENSIONS ARE: IN INCHES (MILLIMETERS)		DRAWN BY P.GUNDALA	DATE 06/30/09
TOLERANCES ARE: DECIMALS:	DESIGNER P.GUNDALA	DATE 06/30/09	DRAWING NO. HLS-150225-C-10	REV -+
ANGLES: ± 10°	CHECKER	DATE	FINISHED ASSY:	
FRACTIONS: ± 1/64	QA	DATE	SHEET 1 OF 1	
.XX ± .010 .XXX ± .005 .XXXX ± .0005 [.X] ± .025 [.XX] ± .013 [.XXX] ± .0013	PROCESS ENG.	DATE	SAVED AS: HLS-150225-C-10-SALES.SLDDRW	