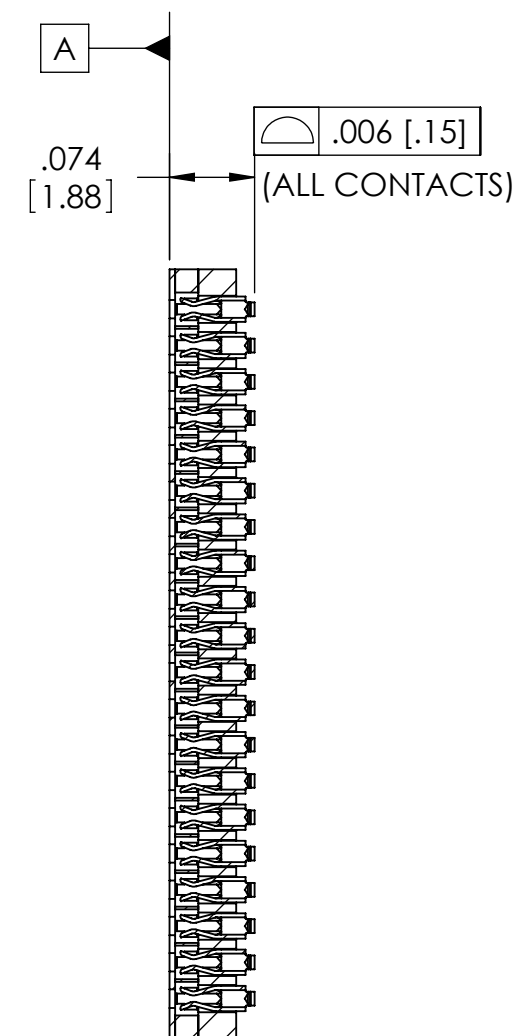
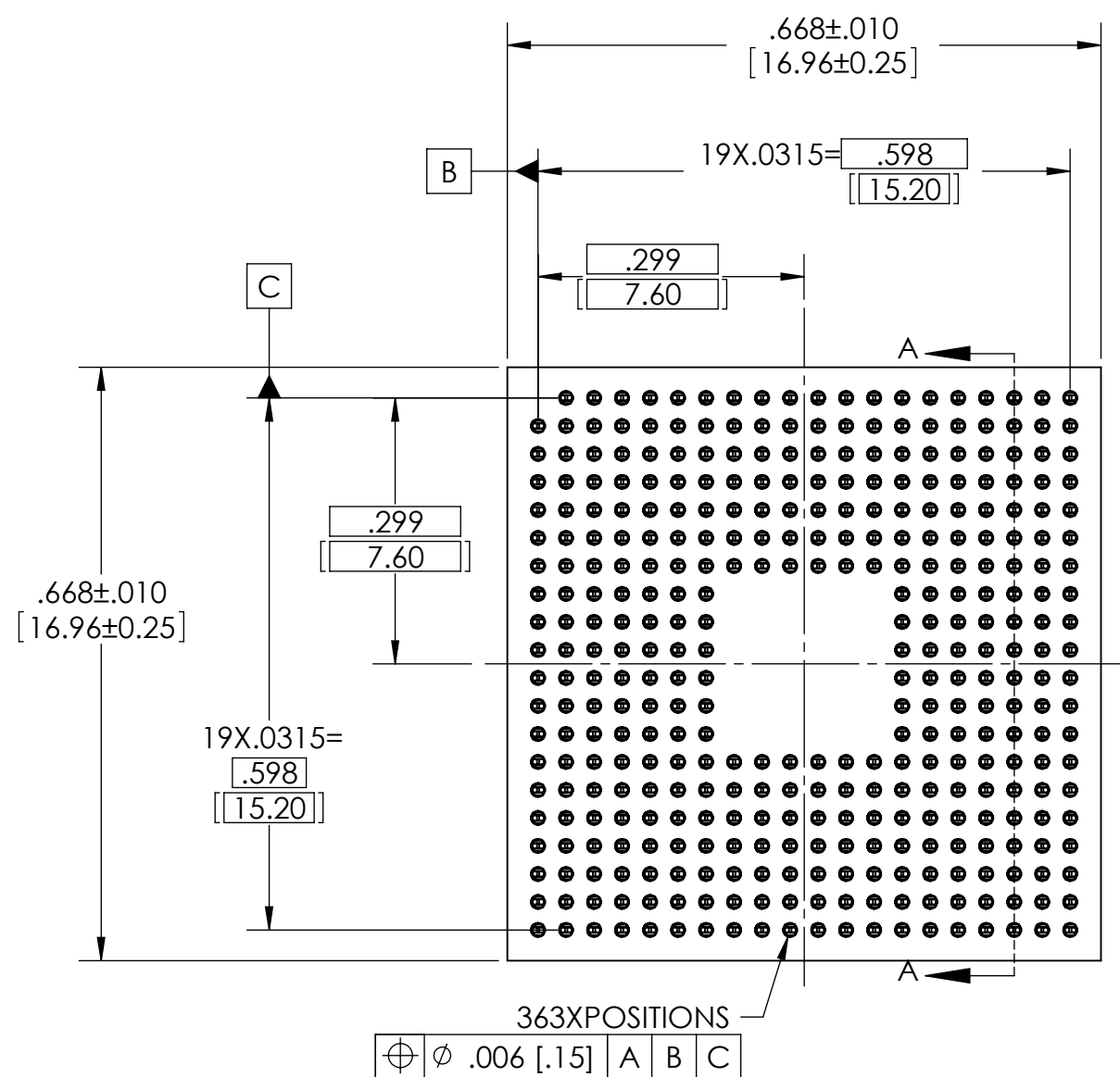


These drawings and specifications are the property of Interconnect Systems Inc., and shall not be reproduced, or copied, or used without prior written permission.

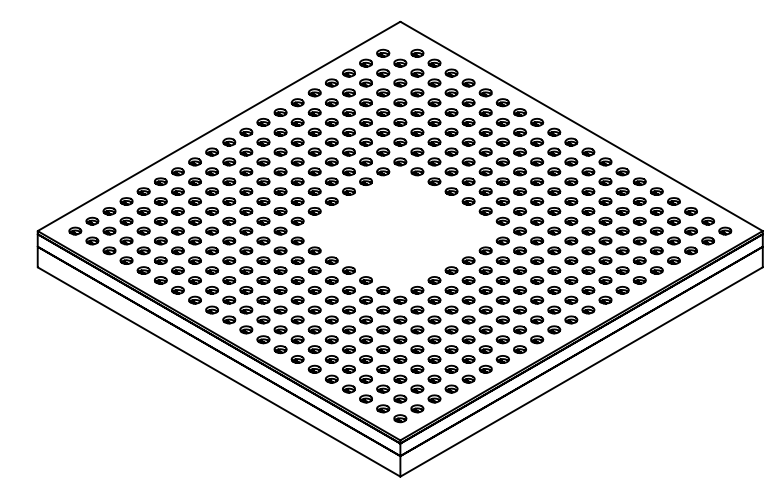
| REVISION HISTORY | | | | |
|------------------|---------------|-----|------|--------|
| REV | DESCRIPTION | DCO | DATE | APRV'D |
| 1 | SALES RELEASE | -- | | |

D
C
B
A



NOTES:

- INSULATOR MATERIAL: FR4, BLACK.
- CONTACT MATERIAL: BERYLLIUM COPPER. CONTACT PLATING: 10μ" GOLD OVER 50μ" NICKEL.
- REFER TO ISI HiLo APPLICATION GUIDELINES FOR LAND PATTERN, STENCIL DESIGN, AND KEEP OUT ZONE RECOMMENDATIONS.

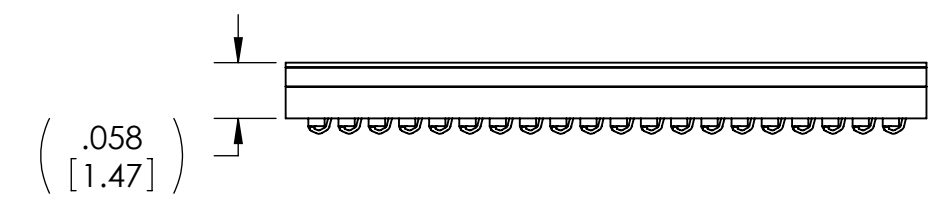


APPROVAL OF THIS DRAWING AUTHORIZES INTERCONNECT SYSTEMS INC. TO PRODUCE PARTS AS OUTLINED HEREIN.

PRINTED NAME: _____

APPROVAL: _____

DATE: _____



| | | | |
|--|---|------------------------------|--|
| THIRD ANGLE PROJECTION | CONTRACT NO. | | INTERCONNECT SYSTEMS INC. 759 FLYNN ROAD, CAMARILLO, CA 93012 |
| | UNLESS OTHERWISE SPECIFIED: DIMENSIONS ARE: IN INCHES [MILLIMETERS] | DRAWN BY P.GUNDALA | |
| TOLERANCES ARE: DECIMALS: .XX ± .010 .XXX ± .005 .XXXX ± .0005 [.X] ± 0.25 [.XX] ± 0.13 [.XXX] ± 0.013 | ANGLES: ± 10° FRACTIONS: ± 1/64 | DESIGNER P.GUNDALA | DATE 06/30/09 |
| | | CHECKER | DATE |
| | | QA | DATE |
| | | PROCESS ENG. | DATE |
| | SIZE B | SCALE 5:1 | DRAWING NO. HLS-200363-C-10 |
| | | | REV -+ |
| | SAVED AS: HLS-200363-C-10-SALES.SLDDRW | | FINISHED ASSY: Sheet 1 OF 1 |