

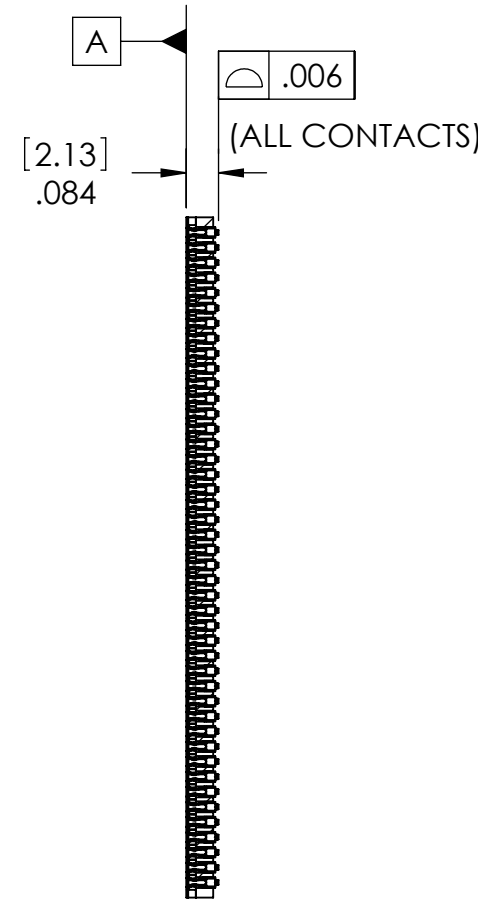

These drawings and specifications are the property of Interconnect Systems Inc., and shall not be reproduced, or copied, or used without prior written permission.

DWG NO. HLS-441932-B-13

REVISION HISTORY				
REV	DESCRIPTION	DCO	DATE	APRV'D
1	SALES RELEASE	--		

**NOTES:**

- INSULATOR MATERIAL: FR4, BLACK
- CONTACT MATERIAL: BERYLLIUM COPPER. CONTACT PLATING: 10μ" GOLD OVER 50μ" NICKEL.
- REFER TO ISI HiLo APPLICATION GUIDELINES FOR LAND PATTERN, STENCIL DESIGN, AND KEEP OUT ZONE RECOMMENDATIONS.



SECTION A-A

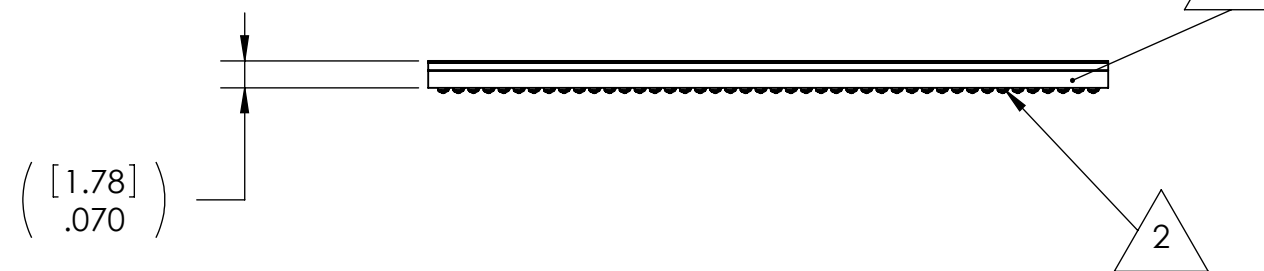
APPROVAL OF THIS DRAWING AUTHORIZES INTERCONNECT SYSTEMS INC. TO PRODUCE PARTS AS OUTLINED HEREIN.

PRINTED NAME: \_\_\_\_\_

APPROVAL: \_\_\_\_\_

DATE: \_\_\_\_\_

1932 X POSITIONS  
 $\oplus .006 (M)$  A B C



( [1.78] )  
 .070

THIRD ANGLE PROJECTION 	CONTRACT NO.		INTERCONNECT SYSTEMS INC. 759 FLYNN ROAD, CAMARILLO, CA 93012	
	UNLESS OTHERWISE SPECIFIED: DIMENSIONS ARE: IN INCHES [MILLIMETERS]	DRAWN BY P.GUNDALA	DATE 07/02/09	TITLE HiLo SOCKET ASSEMBLY, FR4 44X44 ARRAY, 1932 CONTACTS 1MM PITCH
TOLERANCES ARE: DECIMALS: .XX ± .010 .XXX ± .005 .XXXX ± .0005 [.X] ± .025 [.XX] ± .013 [.XXX] ± .0013	DESIGNER P.GUNDALA	DATE 07/02/09	CHECKER _____	DATE _____
ANGLES: ± 10° FRACTIONS: ± 1/64	QA _____	DATE _____	SIZE B	SCALE 2:1
PROCESS ENG. _____	DATE _____	DRAWING NO. HLS-441932-B-13	REV -+	SHEET NO. 1 OF 1

SAVED AS: HLS-441932-B-13-SALES.SLDDRW

FINISHED ASSY:

Sheet 1 OF 1